



S1E Eco-Screen™ max frame size	
Single function system	
Insect screen	3.2m (H) x 3.9m (W)
Blind	2.45m (H) x 3.9m (W)
Double system	
Insect screen	3.2m (H) x 7.6m (W)
Blind	2.45m (H) x 7.6m (W)
Multi-function system	
	2.45m (H) x 3.9m (W)

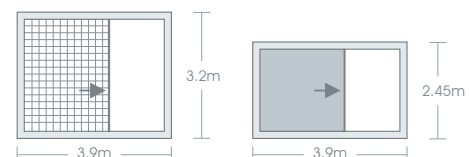
The S1E Eco-Screen™ from Centor is a revolutionary product providing eco-friendly retractable insect screening and solar control with fingertip operation. This product is the evolution of Centor's award-winning S1 Insect Screen.

S1E allows homeowners to have complete control of their living environment. Used singly or paired together S1E is ready for use whatever the season or time of day. S1E retracts horizontally and discreetly into its frame when not in use – a revolutionary solution for those who refuse to compromise on style.

For a single function system up to 3.9m wide choose an insect screen to 3.2m high or a sun filter blind to 2.45m high.

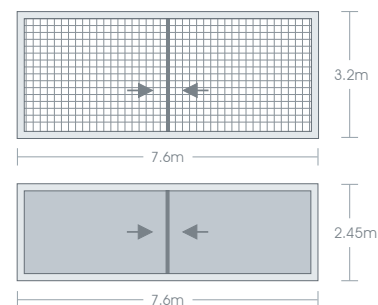
Create a multi-function system selecting both fabrics for a two-in-one screening solution for openings up to 3.9m wide and 2.45m high. The insect screen and sun filter fabrics prevent insects entering the home and provide solar control.

Single function system



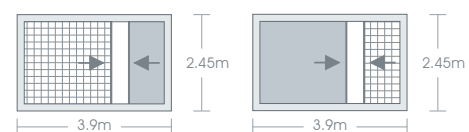
option 1 – screen from right or left
option 2 – blind from right or left

Double system



option 1 – screen from right and left
option 2 – blind from right and left

Multi-function system



option 1 – screen from right, blind from left
option 2 – screen from left, blind from right

Centor innovations ensure S1E functions simply and smoothly



The S1E solar control blind doubles as a projection screen.

Considered design

For larger openings between 3.9m wide and 7.6m wide select a double system, choosing an insect screen up to 3.2m high or sun filter blind up to 2.45m high.

The solar control blind doubles as a projection screen for either indoor or outdoor viewing. Mechanisms within the system enable the blind to be left partially open, allowing visitors to pass through the door way without the hassle of opening and closing the blind.

The considered design of the S1E Eco-Screen™ complements any large opening. Available in a natural anodised finish, custom colours and real wood veneers, its mechanisms are concealed within the frame so screen and frame become an integrated unit.

A range of Centor innovations ensure the whole package functions simply and smoothly.

Load Balancing Technology™

Load Balancing Technology™ (LBT™) (patent pending) allows for the effortless fingertip control synonymous with Centor products. With no crude spring-loading to fight against, the screen's lead-stile remains firmly in any chosen position until further pressure is applied. Load-balancing also means far greater tension across the screen or blind, eliminating any tendency for sag.

Tight Technology™

Tight Technology™ manufacturing techniques ensure control of the horizontal edges of the screen so they remain straight and tight across the widest spans.

Shock absorption

In the majority of cases the shock absorption mechanism prevents system damage by redirecting impact away from the screen.

Self-feeding mechanism

Should winds blow the screen out of the top or bottom channels the fabric will self-feed back onto the roll.

USE S1E BLIND WITH
CLOSED DOORS ONLY

